



**Steel laboratory furniture**

The furniture that we offer is remarkable for its mechanical resistance. It has been constructed from highest quality materials. There is a wide selection of standard frames, cupboards, panels and worktops, but customized solutions are available too.

## Advantages

- steel construction featuring easy leveling, based on C-type frames
- 2 available versions: 750mm frame height – to assist sitting and 900mm to assist standing work
- large selection of panels, sinks and fittings made of various materials
- wide range of worktops (e.g. laminate, trespac, durcon)
- free configuration of frames to form segments
- work safety according to PN-EN 13150 norm
- professional advice, designing and visualization are a part of the offer








## Standard equipment

- made of galvanized steel, epoxy powder coated - chemical resistant, grey colour RAL7035
- underbench cabinets for C-type frames
- BLUM slides and hinges





## Indications

- SZ – underbench cabinet
- SZK – underbench cabinet with castors
- SZM – underbench cabinet with service supply
- SZO – octagonal underbench cabinet
- SZW – wall mounted shelves with the door
- SZWR – wall mounted open shelves
- S – frame
- 450-900 – cupboard width – frame height
- 2D – double wing door
- 1DP/1DL – single left/right door
- 1DP1S/1DL1S – single left/right door, one drawer
- 2D1S – double wing door, one drawer
- 2D2S – double wing door, two drawers
- 3S – three drawers
- 4S – four drawers

## underbench cabinets for C-type frame of 750 mm height

underbench cabinets for C-type frame of 750 mm height, cabinet height 480 mm, cabinet depth 500 mm				
	Cabinet 450-750 1D	Cabinet 600-750 1D	Cabinet 900-750 2D	Cabinet 1200-750 2D
model				
width	450 mm	600 mm	900 mm	1200 mm
door	1 Right (P)/Left (L)	1 Right (P)/Left (L)	2	2
drawers	-	-	-	-
order number	MP_SZ 450-750 1DP MP_SZ 450-750 1DL	MP_SZ 600-750 1DP MP_SZ 600-750 1DL	MP_SZ 900-750 2D	MP_SZ 1200-750 2D
	Cabinet 450-750 3S	Cabinet 600-750 3S	Cabinet 900-750 3S	
model				
width	450 mm	600 mm	900 mm	
door	-	-	-	
drawers	3	3	3	
order number	MP_SZ 450-750 3S	MP_SZ 600-750 3S	MP_SZ 900-750 3S	














## underbench cabinets with castors; height 480 mm

underbench cabinets with castors, height 480 mm, depth 500 mm		
	Cabinet 450-750 1D with castors	Cabinet 600-750 1D with castors
model		
width	450 mm	600 mm
door	1 Right (P)/Left (L)	1 Right (P)/Left (L)
drawers	-	-
order number	MP_SZK 450-750 1DP MP_SZK 450-750 1DL	MP_SZK 600-750 1DP MP_SZK 600-750 1DL
	Cabinet 450-750 3S with castors	Cabinet 600-750 3S with castors
model		
width	450 mm	600 mm
door	-	-
drawers	3	3
order number	MP_SZK 450-750 3S	MP_SZK 600-750 3S





Underbench cabinet 600-900 4S

## underbench cabinets for C-type frame of 900 mm height







Underbench cabinets with service supply for C-type frame of 900 mm height, cabinet height 630 mm, cabinet depth 500 mm					
model	Cabinet 450-900 1D	Cabinet 600-900 1D	Cabinet 900-900 2D	Cabinet 1200-900 2D	
					
	width	450 mm	600 mm	900 mm	1200 mm
	door	1 Right (P)/Left (L)	1 Right (P)/Left (L)	2	2
	drawers	-	-	-	-
order number	MP_SZ 450-900 1DP MP_SZ 450-900 1DL	MP_SZ 600-900 1DP MP_SZ 600-900 1DL	MP_SZ 900-900 2D	MP_SZ 1200-900 2D	
model	Cabinet 450-900 4S	Cabinet 600-900 4S	Cabinet 900-900 4S		
					
	width	450 mm	600 mm	900 mm	
	door	-	-	-	
	drawers	4	4	4	
order number	MP_SZ 450-900 4S	MP_SZ 600-900 4S	MP_SZ 900-900 4S		
model	Cabinet 450-900 1D1S	Cabinet 600-900 1D1S	Cabinet 900-900 2D1S	Cabinet 1200-900 2D1S	
					
	width	450 mm	600 mm	900 mm	1200 mm
	door	1 Right (P)/Left (L)	1 Right (P)/Left (L)	2	2
	drawers	1	1	1	1
order number	MP_SZ 450-900 1DP1S MP_SZ 450-900 1DL1S	MP_SZ 600-900 1DP1S MP_SZ 600-900 1DL1S	MP_SZ 900-900 2D1S	MP_SZ 1200-900 2D1S	
model	Cabinet 900-900 2D2S	Cabinet 1200-900 2D2S			
					
	width	900 mm	1200 mm		
	door	2	2		
	drawers	2	2		
order number	MP_SZ 900-900 2D2S	MP_SZ 1200-900 2D2S			



## underbench cabinets with service supply for C-type frame of 900 mm height



underbench cabinets with service supply for C-type frame of 900 mm, cabinet height 630 mm, cabinet depth 500 mm			
	Cabinet 600-900 1D	Cabinet 900-900 1D	Cabinet 1200-900 2D
model			
width	600 mm	900 mm	1200 mm
door	1 Right (P)/Left (L)	2	2
drawers	-	-	-
order number	MP_SZM 600-900 1DP	MP_SZM 900-900 2D	MP_SZM 1200-900 2D
	MP_SZM 600-900 1DL		

## underbench cabinets with castors; height 630 mm

underbench cabinets with castors; height 630 mm, depth 500 mm		
	Cabinet 450-900 1D with castors	Cabinet 600-900 1D with castors
model		
width	450 mm	600 mm
door	1 Right (P)/Left (L)	1 Right (P)/Left (L)
drawers	-	-
order number	MP_SZK 450-900 1DP	MP_SZK 600-900 1DP
	MP_SZK 450-900 1DL	MP_SZK 600-900 1DL
	Cabinet 450-900 4S with castors	Cabinet 600-900 4S with castors
model		
width	450 mm	600 mm
door	-	-
drawers	4	4
order number	MP_SZK 450-900 4S	MP_SZK 600-900 4S
	Cabinet 450-900 1D1S with castors	Cabinet 600-900 1D1S with castors
model		
width	450 mm	600 mm
door	1 Right (P)/Left (L)	1 Right (P)/Left (L)
drawers	1	1
order number	MP_SZK 450-900 1DP1S	MP_SZK 600-900 1DP1S
	MP_SZK 450-900 1DL1S	MP_SZK 600-900 1DL1S







## octagonal underbench cabinet, for C-type frame of 900 mm height





octagonal underbench cabinet, cabinet height 630 mm		
	Octagonal underbench cabinet 1DP	Octagonal underbench cabinet 1DL
model		
width	1000 mm	1000 mm
door	1 Right (P)	1 Left (L)
drawers	-	-
order number	MP_SZO 1000-900 1DP	MP_SZO 1000-900 1DL





## wall mounted cabinet with door

wall mounted shelves with the door, depth 365 mm				
	Cabinet 450 1D	Cabinet 600 1D	Cabinet 900 2D	Cabinet 1200 2D
model				
width	450 mm	600 mm	900 mm	1200 mm
height	480 / 630 / 780 mm	480 / 630 / 780 mm	480 / 630 / 780 mm	480 / 630 / 780 mm
door	1 Right (P)/Left (L)	1 Right (P)/Left (L)	2	2
order number	MP_SZW 450-480 1DP	MP_SZW 600-480 1DP	MP_SZW 900-480 2D	MP_SZW 1200-480 2D
	MP_SZW 450-480 1DL	MP_SZW 600-480 1DL		
	MP_SZW 450-630 1DP	MP_SZW 600-630 1DP	MP_SZW 900-780 2D	MP_SZW 1200-780 2D
	MP_SZW 450-630 1DL	MP_SZW 600-630 1DL		
	MP_SZW 450-780 1DP	MP_SZW 600-780 1DP	MP_SZW 900-630 2D	MP_SZW 1200-630 2D
MP_SZW 450-780 1DL	MP_SZW 600-780 1DL			




## wall mounted open shelves

wall mounted open shelves, depth 320 mm				
	Open shelf 450	Open shelf 600	Open shelf 900	Open shelf 1200
model				
width	450 mm	600 mm	900 mm	1200 mm
height	480 / 630 / 780 mm	480 / 630 / 780 mm	480 / 630 / 780 mm	480 / 630 / 780 mm
order number	MP_SZWR 450-480	MP_SZWR 600-480	MP_SZWR 900-480	MP_SZWR 1200-480
	MP_SZWR 450-630	MP_SZWR 600-630	MP_SZWR 900-630	MP_SZWR 1200-630
	MP_SZWR 450-780	MP_SZWR 600-780	MP_SZWR 900-780	MP_SZWR 1200-780

## C-type frame of 750 mm height

C-type frame of 750 mm height		
	basic frame	add-on frame
model		
width	450 / 600 / 900 / 1200 / 1500 mm	450 / 600 / 900 / 1200 / 1500 mm
order number	MP_S 450-750 P MP_S 600-750 P MP_S 900-750 P MP_S 1200-750 P MP_S 1500-750 P	MP_S 450-750 R MP_S 600-750 R MP_S 900-750 R MP_S 1200-750 R MP_S 1500-750 R

## C-type frame of 900 mm height

C-type frame of 900 mm height			
	basic frame	add-on frame	octagonal add-on frame
model			
width	450 / 600 / 900 / 1200 / 1500 mm	450 / 600 / 900 / 1200 / 1500 mm	-
order number	MP_S 450-900 P MP_S 600-900 P MP_S 900-900 P MP_S 1200-900 P MP_S 1500-900 P	MP_S 450-750 R MP_S 600-750 R MP_S 900-750 R MP_S 1200-750 R MP_S 1500-750 R	MP_SO 900 R









## example of installation



Example of installation before mounting the worktop



## Accessories: columns, shelves

columns						
	column	column with socket	column with socket	column with socket	column with socket	column for media
model						
description	fully covered cassette	1 AC power socket	2 AC power sockets	3 AC power sockets	4 AC power sockets	1 fitting for media
order number	MP_K P	MP_K 1G	MP_K 2G	MP_K 3G	MP_K 4G	MP_K M
	shelf for a column			cabinet door lock		
model						
width	825/1000/1070/1075/1100/1125/1200/1225/1230/1275/1325/1350/1400/1430/1500/1675/1750/1800/2100 mm			-		
order number	MP_PN 825 ... 2100			MP_SZ_ZKL		



Adjustable shelves every 5 cm



Columns with shelves

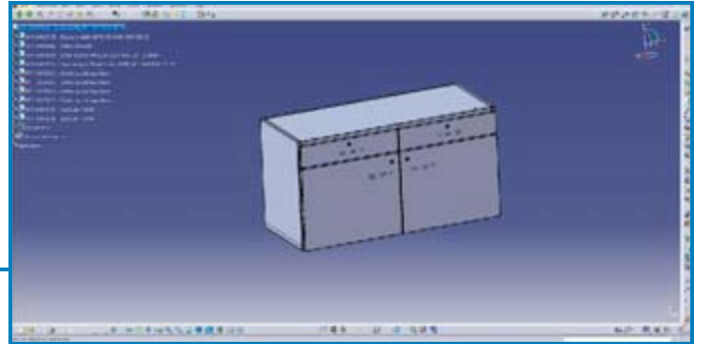
A mini column with AC power sockets



## Innovative designing

### CATIA

The furniture has been designed with a professional software that supports the whole engineering process. All single parts of the furniture are extremely precise and perfectly dimensioned.



### 3 DVIA

Projects prepared in the CATIA program can be further exported to the 3DVIA program to prepare screens and 3D animations.



### Project

Every offer for furniture is complete with a customized 3DVIA visualization to overview a target configuration in a laboratory. Additional simulations, such as openings of drawers and doors, can be very helpful to guarantee an ideal, trouble free final configuration.

The program allows to prepare professional visualizations and fully dimensioned projections.

